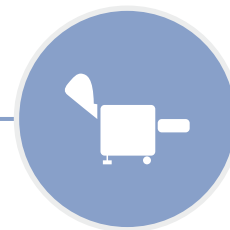


# Sandy

The elegance of a refined sofabed



## SOFA

### Frequent usage

Hospitalization

Home health care

Patient assistance





TWIN WHEELS WITH BRAKE



THE STRUCTURE CAN BE COMPLETELY DISMANTLED TO FACILITATE TRANSPORT

## Benefits

- Anatomical cushion. Fabric designed and certified with antibacterial and antifungal properties. Soft to the touch and extremely sturdy, it has elastic properties and follows the physiological thermoforming of the pillows. Padding in polyurethane foam washable.
- Just a few simple movements transform the SANDY armchair into a cosy bed, to rest and relax.
- The backrest and seat cushions, when the sofa is opened, follow the movement of the mechanism and remain firmly in place.
- The electro-welded base and high mattress 12 cm, guarantee a good support during sleep.
- High resistance steel frame.
- The armrests and back structure can be pulled out as they are attached to the base mechanism by a bayonet fitting.
- Possibility to combine a second sofa bed with the use of the double bayonet that allow you to create a two-seater sofa bed.
- Removable and reduced in size to make transport easier.
- Max load 150 kg.

## Standard features

- Opening mechanism by overturning in high resistance steel.
- Painted steel frame with antimicrobial coat.
- Nr. 4 durable, moulded, stainless, swivel wheels Ø 60 mm with brake.
- Electrically welded orthopedic bedspring and belted seat.
- Mattress in fireproof materials class 1IM, height mm 120, covered with removable trevira fabric.
- Medical pillow - Equipment code AC45/1.
- Backrest for pillows.
- Interchangeable and easily removable padding.
- Flame retardant fabric uni 9175/87 and 9175fa-1/94 1IM class - Equipment code AC87/1.



## Movements





PADDED ARMRESTS VERSION

















LATERAL PANELS VERSION

## Colour chart






### FRAME COLOURS





The entire structure of the chair is protected by epoxy and thermosetting paints. The paints are enriched with antibacterial upon request. Whether not specified the frame of the device will be painted in white 9010.

 Code 2004	 Code 5012	 Code 7035
 Code 3020	 Code 6027	 Code 9005
 Code 1018	 Code 6018	 Code 9010
 Code 1021	 Code 7001	 Code 4010
 Code 5010	 Code 9006	

### COLOURS FOR STANDARD UPHOLSTERY

 Code 5947	 Code 0872	 Code 0014
 Code 5948	 Code 4947	 Code 0027
 Code 0680	 Code 1944	 Code 0006
 Code 0508	 Code 4008	 Code 0346
 Code 0041	 Code 1946	 Code 016043
 Code 0064	 Code 4933	 Code 011499
 Code 0055	 Code 0430	 Code 015815
 Code 1816	 Code 0151	 Code 015814
 Code 0833	 Code 0667	 Code 016042

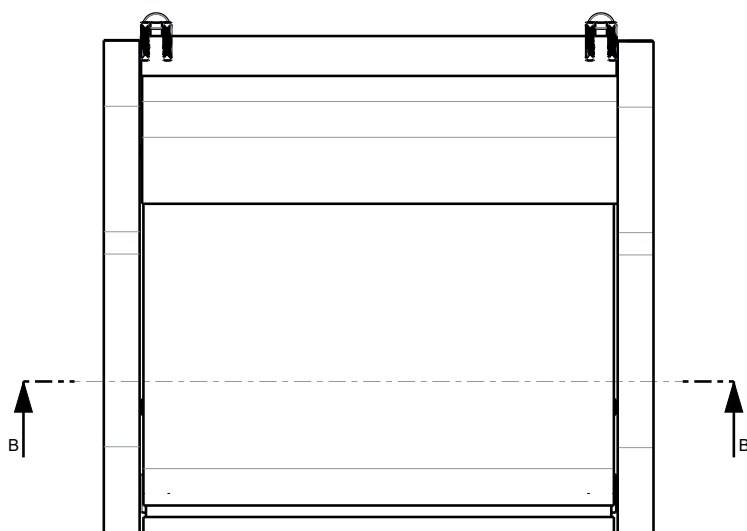
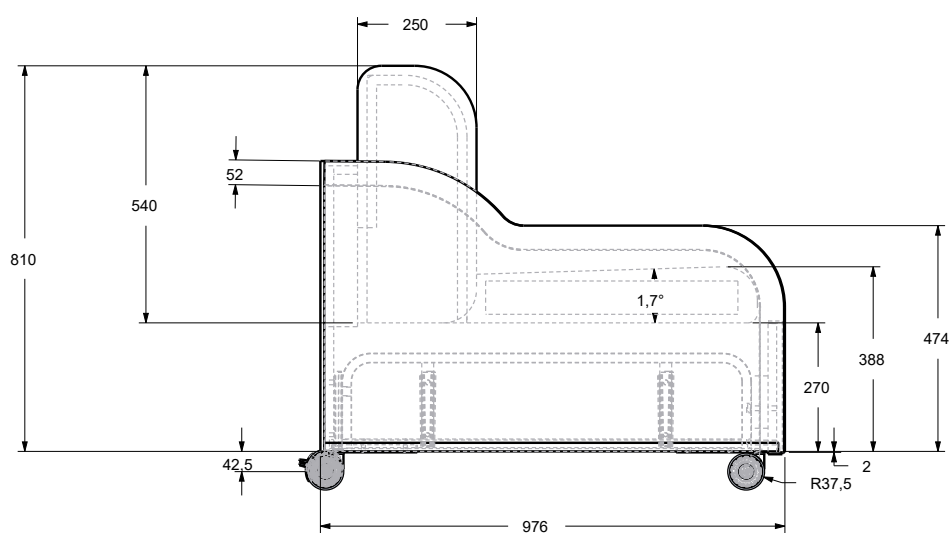
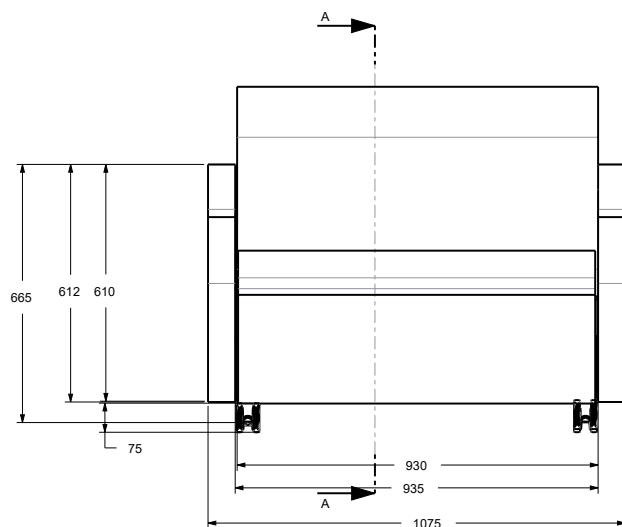
### COLOURS FOR SILICONIC UPHOLSTERY (THEY HAVE A HIGHER PRICE) ACCESSORY CODE AC87

 Code 7039.08	 Code 7039.14	 Code TH.439
 Code 7039.06	 Code TH.513	 Code TH.438
 Code 7039.17	 Code TH.511	 Code TH.322
 Code 7039.20	 Code TH.305	 Code TH.224
 Code 7039.10	 Code TH.378	 Code 312
 Code 7039.19	 Code TH.300	 Code TH.226
 Code 7039.13	 Code TH.510	

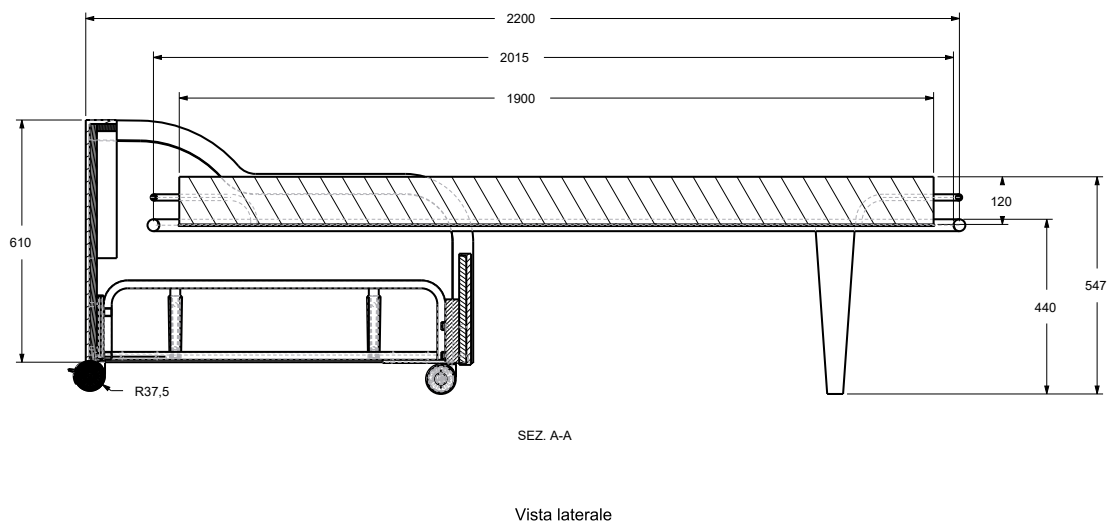
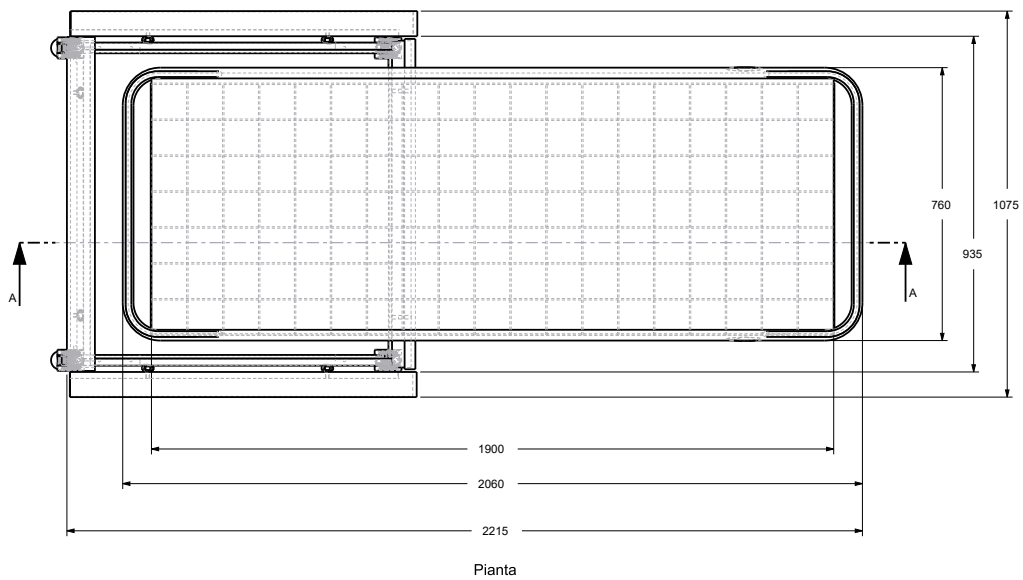
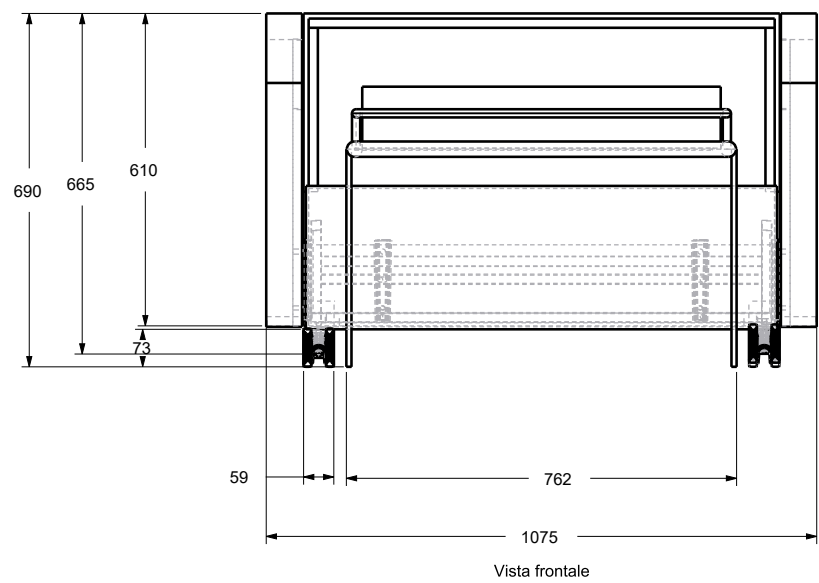


## Dimensions

## Standard version



Dimensions





## Technical sheet



Intended use	Sofabed
Manufacturer	GARDHEN BILANCE SRL
Total weight	60 kg
Wheels	4 stainless swivable Ø 60 mm with brake
Max load	150 kg

For certifications please refer to "Certifications and Quality system" section

Pictures contained in this brochure is for illustrative purpose only. The manufacturer reserves the right to modify the projects without notice. For accessories identification please refer to the accessory catalogue or commercial offer. When data are different please refer to commercial offer.

Dep. 118 rev. 23/02/2022

